

PARA LIGHT

LED Component Commercial lighting



PARA LIGHT ELECTRONICS CO., LTD.

11F, No. 8, Jiankang Rd., Zhonghe Dist., New Taipei City 23586, Taiwan

T +886-2-2225-3733 F +886-2-2225-4800 E para@para.com.tw

www.paralighttaiwan.com

Company Profile

- Established in 1987
- Chairman : Mr. David Ma
- Capital : USD 37million
- No. of Employee : 1028

Founded in 1987, PARA LIGHT is now a global innovator and leader in visible and invisible LED fields. With two manufacturing plants certified with ISO 14001, ISO 9001, TS16969, and also complies with REACH and RoHS.

We offer advanced and beyond expectation R&D services based on the strongest lineup ever of 1,028 employees located in different countries and cities that includes more than 70 professional engineers, and 80 Quality Assurance squad.

About the product category, from the elementary LED component to further appliance such as UV sensor, LED back light, integrated light moudule, commercial lighting, automotive lighting and any lighting solution, PARA LIGHT keeps growing and expanding the products diversity in response to the global industry or market trend.

Taiwan HQ



11F, No. 8, Jiankang Rd., Zhonghe Dist. New Taipei City, 23586 Taiwan

- +886-2-2225-3733
- +886-2-2225-4800
- para@para.com.tw
- www.paralighttaiwan.com

Lianyungan Plant



No.8, Wei Hai Rd., Guannan Economics Development Zone, Lianyungang City, Jiangsu Province, 222500, China

- +86-518-8369-2888
- +86-518-8369-2899
- para@para.com.tw

Nanjing Plant



No. 1, Tangquan W. Rd., Tangshan Ave., Jianning Dist. Nanjing City, Jiangsu Province, 211131 China

- +86-25-8410-7685
- +86-25-8410-7684


USA Office



515 Spanish Lane, Suite # A&B, Walnut, CA 91789, USA

- +1 (877) 377-PARA / +1 (909) 468-4866
- sales@paralightusa.com
- www.paralightusa.com

Quality Certification



IATF16949



ISO9001



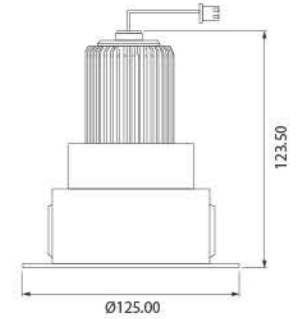
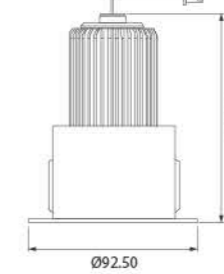
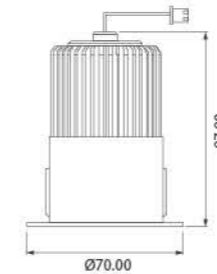
ISO14001



Recessed light



- 15cm
- IP20
- Cut-out Ø 60mm
- Cut-out Ø 75mm
- Cut-out Ø 100mm



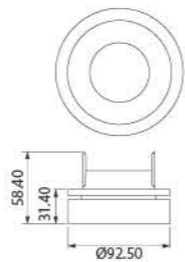
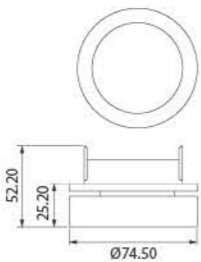
Product	PL-RD1070K	PL-RD1092K	PL-RD1125K
LED	bridgelux C8	bridgelux V10B	bridgelux V10B
Diameter	Ø 70mm	Ø 92.5mm	Ø 125mm
Power	9W	13W	13W
Height	87.8mm	108.5mm	123.5mm
Input Voltage	DC 37V, 250mA	DC 37V, 350mA	DC 37V, 350mA
CCT	18° / 25° / 35°	18° / 25° / 35°	18° / 25° / 35°
Optics	2700 / 3000 / 4000 / 5000K	2700 / 3000 / 4000 / 5000K	2700 / 3000 / 4000 / 5000K
Color	White / Black / Siler	White / Black / Siler	White / Black / Siler

PARA LIGHT LED

Recessed Spotlight




IP20
 Cut-out 76mm



Product	PL-RS1075B	PL-RS1092B
LED	Bridgelux V8E	Bridgelux V10B
Diameter	Ø 74mm	Ø 92.5mm
Power	9W	13W
Height	52mm	59mm
Input Voltage	DC 37V, 250mA	DC 37V, 350mA
CCT	3000 / 4000 / 5000K	3000 / 4000 / 5000K
Optics	11°	11°
Color	White / Black / Siler	White / Black / Siler

Spot Light

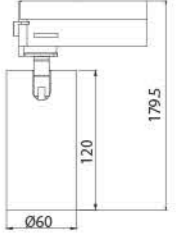
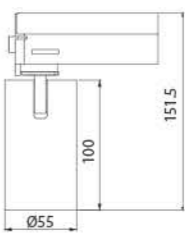
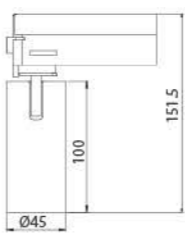


Adaptor : compatible with most track systems
 Mounting types for options :



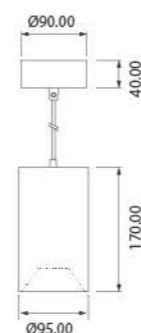
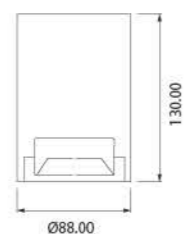
Interchangeable baffle

IP20

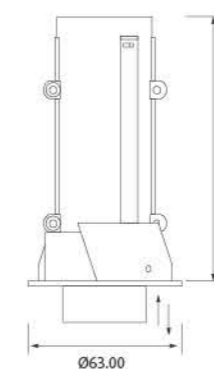



Product	PL-T31045A	PL-T31050A	PL-T31060A
LED	Bridgelux V8E(DC 250mA)	Bridgelux V8E(DC 300mA)	Bridgelux V18B(DC 350mA)
Diameter	Ø 45mm	Ø 55mm	Ø 60mm
Power	9W	11W	13W
Height	151.5mm	151.5mm	120mm
Input Voltage	AC 110-230Vac	AC 110-230Vac	AC 110-230Vac
CCT	2700 / 3000 / 4000 / 5000K	2700 / 3000 / 4000 / 5000K	2700 / 3000 / 4000 / 5000K
Optics	15° / 24° / 36°	15° / 24° / 36°	15° / 24° / 36°
Color	White / Black / Siler	White / Black / Siler	White / Black / Siler

Pendant Light



Slide Series



Product	PL-SF1088D	PL-SP1095A
LED	CREE CXA1512	CREE CXA1816
Diameter	Ø 88mm	Ø 95mm
Power	13W	18W
Height	130mm	230mm
Input Voltage	220 ~ 230V	220 ~ 230V
CCT	2700 / 3000 / 4000 / 5000K	2700 / 3000 / 4000 / 5000K
Optics	15° / 25° / 38° / 60°	15° / 25° / 38° / 60°
Color	White / Black / Silver	White / Black / Silver

Product	PL-RS1034B
LED	LUMINES SST 20
Diameter	Ø 63mm
Power	4.5W
Height	109mm
Input Voltage	DC 3V, 1500mA
CCT	2700 / 3000 / 4000 / 5000K
Optics	20° / 30° / 40°
Color	White / Black / Silver